



Premier AT Home QUICKSTART GUIDE



Premier Literacy has as comprehensive suite of digital reading and writing tools that the District School Board of Niagara has provided to you while you're in school. ***DSBN has now made these programs available for you to use AT HOME.***

Have your computer read your favorite web page, email, homework, or even read a book. There is even a program on this site that will let you convert your documents into audio files so you can listen to them on your MP3 player or iPod! These tools are also great for proofreading and editing your homework and have features that help you study more efficiently and effectively.

This QuickStart Guide will help you to get up and running quickly on the AT Home site. You'll find the following information:

- **SYSTEM REQUIREMENTS**
- **LOGIN INSTRUCTIONS**
- **SCREEN INTERFACE FEATURES**
- **DOWNLOAD AND INSTALLATION INSTRUCTIONS**
- **DIGITAL LITERACY TOOL DESCRIPTIONS**

SYSTEM REQUIREMENTS

Before you download and use Premier Literacy's tools, you will want to make sure your home computer meets the following minimum system requirements. If your system meets these requirements and you have any issues once you download and install the software, be sure to contact Premier Literacy Technical Support at 815-927-7390, Option 2.

- Microsoft Windows XP, Vista
- 512 MB of RAM recommended
- 200 MB of free disk space
- Mouse, Keyboard, Speakers
- SVGA Monitor with a minimum 800x600 DPI resolution

A scanner is only a requirement if you wish to convert hardcopy documents (i.e. books, magazines, letters) into digital text. Premier Literacy's scanning features work with virtually all Automatic Document Feed (ADF) and All-In-One scanners.

Mac Users

Premier At Home offers the opportunity for MAC users to purchase this software at a special price of \$49.95 plus shipping and GST. Unfortunately our MAC software cannot be downloaded and must be "physically" shipped. In order to take advantage of this special pricing the software must be ordered directly from Premier and the most convenient way is via telephone and credit card purchase: 902-482-4680

LOGIN INSTRUCTIONS

You can go to www.premierathome.com and download and install as many products as you need. The only limitation is that these programs can only be installed on computers owned by the student or parents of the student.

1. Go to www.premierathome.com. Once you get to the site, you will see a Log In screen.



The screenshot shows the Premier Literacy AT Home website. At the top, there is a navigation bar with 'ABOUT US | LOGIN' and a 'Start Downloading' button. The main content area features a 'Welcome to Premier Literacy's Home Use Site' message, a 'Log In' form, and a 'Premier AT Home' section. The 'Log In' form is highlighted with a red box and a red arrow pointing to it. The form contains fields for 'Username' and 'Password', and a 'Log In' button. The 'Premier AT Home' section includes a 'How does it work?' section with text explaining the program and a 'Learn More About Us' section with contact information.

2. Type in the following Username and Password and then click on the **Log In** button.

Username: dsbon

Password: enable

3. Note that the Username and Password are case sensitive, so you must correctly enter all lowercase letters exactly as they are shown above. When your login is successful, you will be at the Home page.

- 4. From this screen you may select information on **Getting Started** or select one of the tabs for **Products, Start Downloading, Support** or **Contact Premier Literacy**. You may also see your **school logo** and a **message from your school** on this page.

The screenshot shows the Premier Literacy AT Home website interface. At the top, there is a navigation bar with tabs for Home, Products, Start Downloading, Support, and Contact. A 'Getting Started' button is highlighted in the 'Helpful Links' section. A 'School Message' box is located at the bottom left, a 'School Name' box is at the bottom center, and a 'School Logo' box is at the bottom right. The main content area features a 'Welcome to Premier Literacy's Home Use Site' message, a 'Team Premier Going the Distance' graphic, and a 'Getting Started' link. The 'System Req's' section on the left provides information about computer requirements. The 'Helpful Links' section on the right includes a 'CONTACT INFO' section and a quote about the benefits of reading aloud.

System Req's

To use Premier Literacy's products, be sure your computer has:

Windows XP or Vista
512 MB RAM

Mac downloads are not available on the AT Home site. For more information on receiving the Mac version for home use, please contact your school's AT Home Program Administrator.

U.S.:
815-927-7390

Canada:
902-482-4680

Welcome to Premier Literacy's Home Use Site

Featuring Premier Literacy's Tools

Welcome to all Team Premier school users. Help support the Run for Literacy! We'll be attempting to set another world record at our next event.

If you know which product you want to download we have all available products listed on our [Products Page](#). If you're not sure which product would be best for you please read our [Getting Started](#) page which will help you decide. Whenever you are done and wish to [Log Out](#), you can click the link on the top right, while anywhere on the site.

The use of Premier Literacy tools is sponsored by Premier Literacy and is available to you through to September 01, 2030. If you would like to continue to have these tools available to you after that date, please be sure to let your school district know how these tools are helping you.

Team Premier
Going the Distance

Helpful Links

GETTING STARTED

Learn how to get started using Premier AT Home

CONTACT INFO

Contact Premier Literacy for any and all needs.

"Having a parent or other caring person read aloud with their children helps children learn listening skills, vocabulary and language skills, as well as develop imagination and creativity."
(Family Literacy Foundation; 2001)

With access to literacy tools In-School and on the AT Home site, students, parents and teachers are all on the same team. Making reading a "family affair" helps children develop listening skills, increase their vocabulary and spark creativity and imagination. Help make these literacy tools become "lifestyle tools" and create a lifetime of success.

Premier Literacy -- a division of Premier Assistive, is a leader in the field of literacy technology, offering complete and affordable reading and writing solutions. With programs that recognize, validate and

School Message

School Name

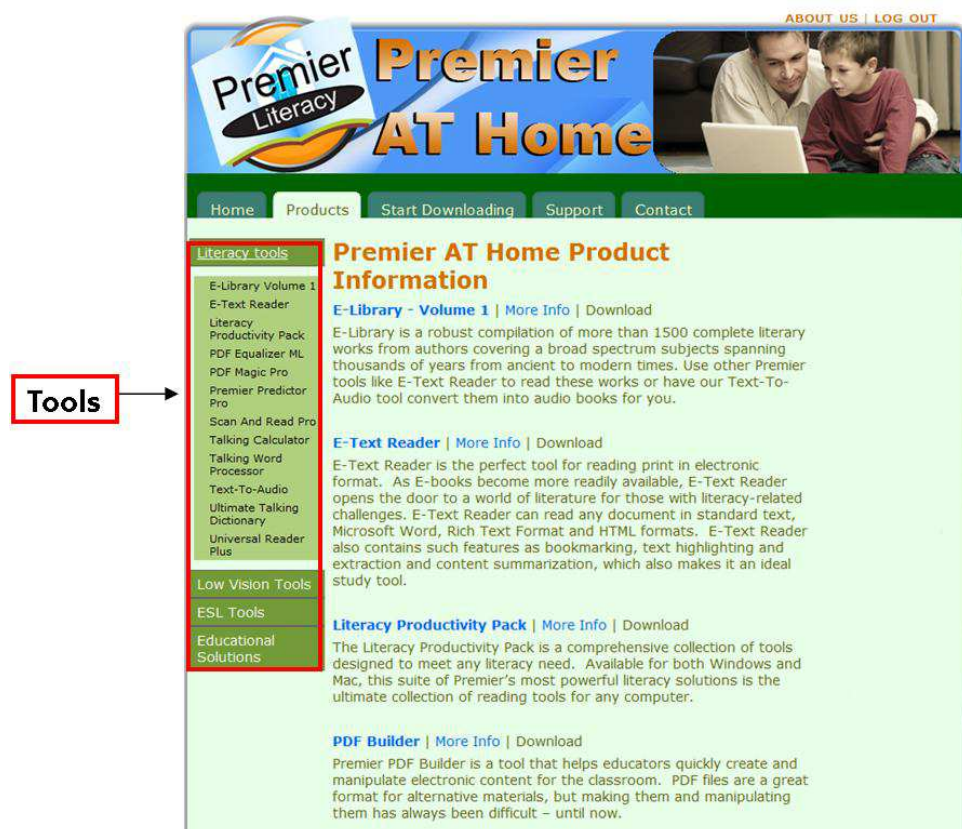
School Logo

SCREEN INTERFACE FEATURES



1

Products – Click on the Products tab to see a brief description of each tool. If you need more detailed tool information, click on the appropriate tool link on the left side of the screen.



2

Start Downloading – When you have decided which tool you want to use, click on the tool name. This is a link for the tool you want to download. (See the Download and Installation Instructions section for more information.)

The screenshot shows the Premier Literacy AT Home website. The navigation bar includes Home, Products, Start Downloading, Support, and Contact. The main content area is titled 'Premier Literacy Product Library'. On the left, there are 'System Req's' and contact information for the Home Program Administrator. The central area lists products for download, with 'E-Text Reader' highlighted by a red box and a red arrow pointing to it from a box labeled 'Tool Name'. Below 'E-Text Reader' is the 'Literacy Productivity Pack'. On the right, there is a 'Helpful Links' section with 'GETTING STARTED' and 'CONTACT INFO' links. A 'Team Premier' logo is also visible.

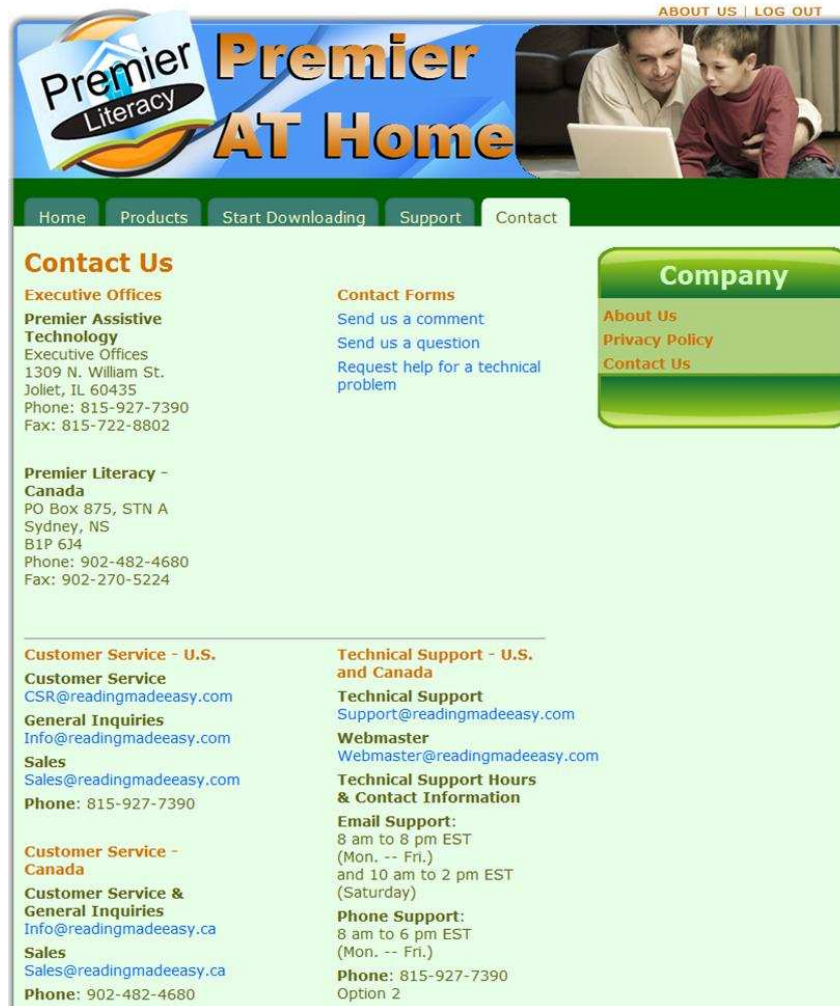
3

Support – If you have a question or need help at any time, click on the Support tab. You'll find links to view video tutorials and access product manuals and FAQs if you want to learn more about how a tool works. There are also phone numbers and email addresses so you can contact Premier Literacy's Customer Service or Technical Support departments for additional assistance.

The screenshot shows the Premier Literacy AT Home website with the 'Support' tab selected. The navigation bar includes Home, Products, Start Downloading, Support, and Contact. The main content area is titled 'Support' and is divided into four sections: 'Video Tutorials', 'Product Manuals', 'Technical Support: Email', and 'Technical Support: Phone'. Each section provides detailed information and contact details. A 'Support' sidebar on the right contains links for 'Support Home', 'Getting Started', 'Support FAQs', 'Support Documents', and 'Video Tutorials'.

4

Contact – Premier Literacy’s contact information for both the U.S. and Canada is all on this tab. We even provide you with links on this page to email us a comment, a question, or submit a technical support inquiry. Please contact us if we can assist you in any way.



ABOUT US | LOG OUT

Premier Literacy Premier AT Home

Home Products Start Downloading Support **Contact**

Contact Us

Executive Offices
Premier Assistive Technology
 Executive Offices
 1309 N. William St.
 Joliet, IL 60435
 Phone: 815-927-7390
 Fax: 815-722-8802

Premier Literacy - Canada
 PO Box 875, STN A
 Sydney, NS
 B1P 6J4
 Phone: 902-482-4680
 Fax: 902-270-5224

Customer Service - U.S.
Customer Service
CSR@readingmadeeasy.com
General Inquiries
Info@readingmadeeasy.com
Sales
Sales@readingmadeeasy.com
Phone: 815-927-7390

Customer Service - Canada
Customer Service & General Inquiries
Info@readingmadeeasy.ca
Sales
Sales@readingmadeeasy.ca
Phone: 902-482-4680

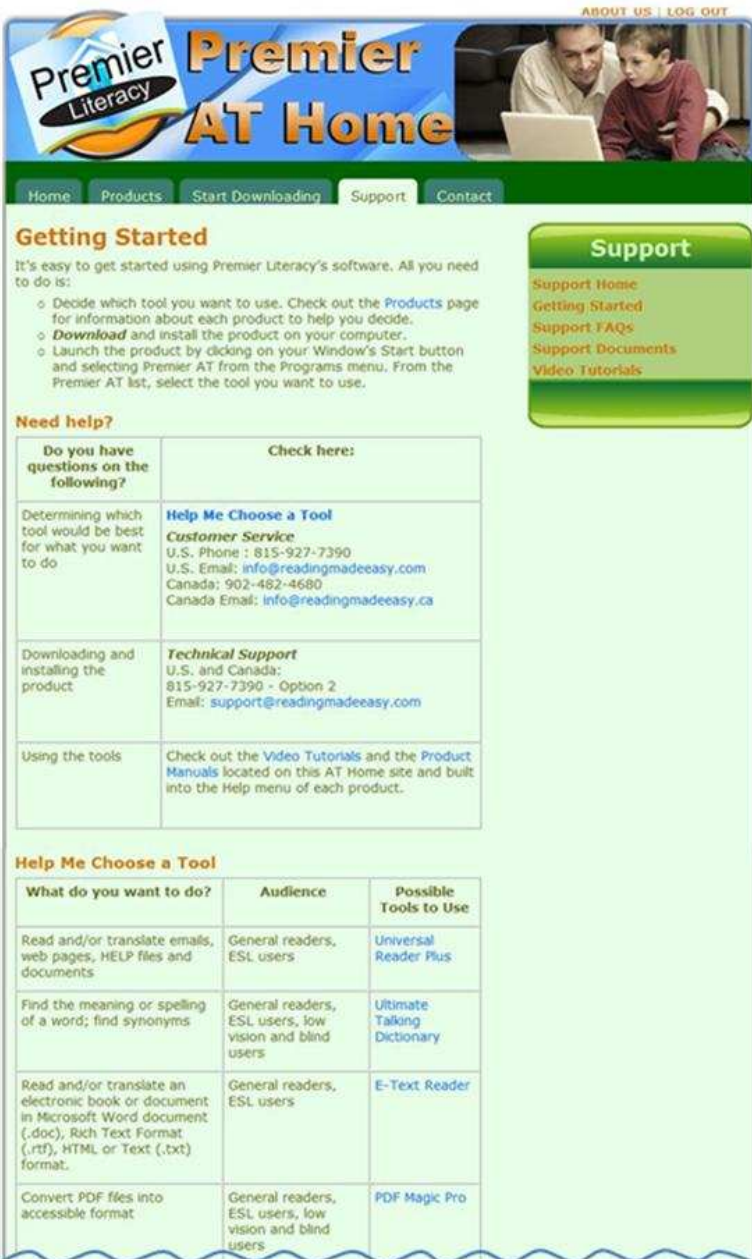
Contact Forms
[Send us a comment](#)
[Send us a question](#)
[Request help for a technical problem](#)

Company
[About Us](#)
[Privacy Policy](#)
[Contact Us](#)

Technical Support - U.S. and Canada
Technical Support
Support@readingmadeeasy.com
Webmaster
Webmaster@readingmadeeasy.com
Technical Support Hours & Contact Information
Email Support:
 8 am to 8 pm EST
 (Mon. -- Fri.)
 and 10 am to 2 pm EST
 (Saturday)
Phone Support:
 8 am to 6 pm EST
 (Mon. -- Fri.)
Phone: 815-927-7390
 Option 2

5

Getting Started – Click on the Getting Started link if you need help figuring out what tool you need to use for a specific task. You will find Premier contact information if you questions. You will see a list of tasks that you might want to perform along with the most appropriate tool to use. Click on the tool listed to read the product description.



Support

- Support Home
- Getting Started
- Support FAQs
- Support Documents
- Video Tutorials

Getting Started

It's easy to get started using Premier Literacy's software. All you need to do is:

- Decide which tool you want to use. Check out the [Products](#) page for information about each product to help you decide.
- Download** and install the product on your computer.
- Launch the product by clicking on your Window's Start button and selecting Premier AT from the Programs menu. From the Premier AT list, select the tool you want to use.

Need help?

Do you have questions on the following?	Check here:
Determining which tool would be best for what you want to do	Help Me Choose a Tool Customer Service U.S. Phone : 815-927-7390 U.S. Email: info@readingmadeeasy.com Canada: 902-482-4680 Canada Email: info@readingmadeeasy.ca
Downloading and installing the product	Technical Support U.S. and Canada: 815-927-7390 - Option 2 Email: support@readingmadeeasy.com
Using the tools	Check out the Video Tutorials and the Product Manuals located on this AT Home site and built into the Help menu of each product.

Help Me Choose a Tool

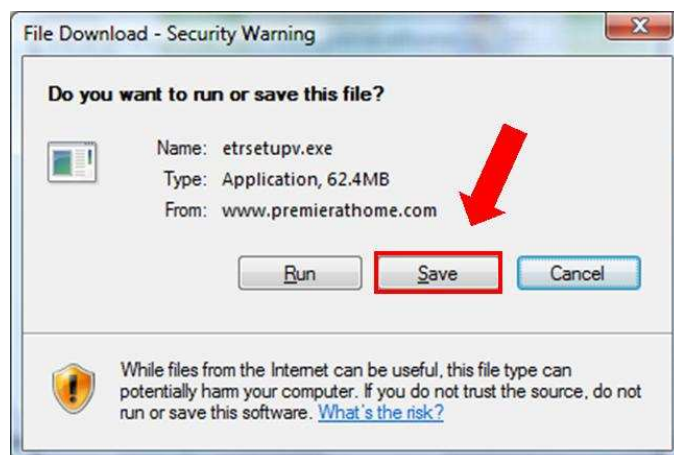
What do you want to do?	Audience	Possible Tools to Use
Read and/or translate emails, web pages, HELP files and documents	General readers, ESL users	Universal Reader Plus
Find the meaning or spelling of a word; find synonyms	General readers, ESL users, low vision and blind users	Ultimate Talking Dictionary
Read and/or translate an electronic book or document in Microsoft Word document (.doc), Rich Text Format (.rtf), HTML or Text (.txt) format.	General readers, ESL users	E-Text Reader
Convert PDF files into accessible format	General readers, ESL users, low vision and blind users	PDF Magic Pro

DOWNLOAD AND INSTALLATION INSTRUCTIONS

1. Select the tool you want to download and install by clicking on its name.



2. A window similar to the following will be displayed. Make sure you select the **Save** button. This will prompt you where you want to save the setup file on your personal computer. Make sure you make a note of the name and location where you save the file.



3. Once the file has been downloaded, go to the location where you saved the file. Double-click on the filename to launch the installation program. Follow the prompts during the installation to successfully install the tool.

DIGITAL LITERACY TOOL DESCRIPTIONS

Universal Reader® Universal Reader is the ultimate “read-anything-anytime” program. A world-class, all-purpose utility that allows the user to highlight text and have it read aloud within almost any application. The built-in, revolutionary “Talking Pointer” allows the user to place the cursor over the desired text to have it read aloud. The powerful Language Model Information Summarization (LMIS) feature allows the user to quickly and efficiently summarize information making it a valuable study tool.

Ultimate Talking Dictionary® The Ultimate Talking Dictionary is a robust talking dictionary offering 250,000 words. INTERLINK technology allows the user to find unknown words as well as known words. With special features that allow it to work with other assistive technologies, it is one of the most powerful and affordable dictionaries of its kind.

Talking Word Processor® Talking Word Processor is an easy-to-use and fully functional word processor program with Text-to-Speech capability. Compatible with most word processor files, it boasts many features including Grammar Check, Information Summarization, word & sentence repeat, word prediction, highlight & extract tool, and an integrated 250,000 word dictionary.

E-Text Reader® E-Text Reader is a must-have tool for reading electronic documents. With full editing capabilities and the ability to read multiple file formats, the E-Text Reader is a robust reading tool. Including such features as Information Summarization and text highlight and extract, it is a powerful tool in any Assistive Technology toolbox.

Scan and Read Pro® Scan and Read Pro is an affordable software solution for making reading easy. Changing printed text to understandable sound, it aids reading comprehension by highlighting each word as it is read aloud.

Text-To-Audio® A high-end application that takes existing digitized text files and converts them to multiple standard digital audio formats such as WAVE or MP3. Text-to-Audio can be used to create electronic audio books quickly and easily.

PDF Builder® Premier PDF Builder is a tool that helps educators quickly create and manipulate electronic content for the classroom. PDF files are a great format for alternative materials, but making them and manipulating them has always been difficult – until now.

PDF Equalizer ML® PDF Equalizer ML is an exceptionally powerful program that allows the user enhanced control over PDF files without the complication of conversion. A substantial software solution, it easily reads PDF files aloud, converts to MP3 files, allows for the addition of synchronized NOTES, and offers information summary of content. Adding to its powerhouse features, PDF Equalizer ML supports English, French and Spanish, allowing the user to see dynamic screen changes once a language selection has been made.

PDF Magic Pro® PDF MAGIC Pro can convert virtually ANY PDF file (even encrypted) into any of 11 different file types, including MS WORD, RTF, ASCII TEXT and HTML....all of which are fully accessible. With our new "EXACT MATCH" technology, we also retain full page formatting (including color graphics, photos, boxes, columns, etc.) from the original document to the resulting document. The accuracy and integrity of the document is unsurpassed.

Premier Predictor Pro® The Premier Predictor Pro is a talking word prediction program that works with most computer programs. Predictor Pro will display word lists suggesting the most probable word at the top of the list. This technology can significantly reduce the number of key strokes an individual needs to make. It also includes a built in talking dictionary, word search and Document Digester™.

Talking Calculator® Talking Calculator is a fully functional talking calculator that works with or without a screen reader. Easy to use with large keys and contrasting colors, it displays your entries and your results as you work.

Talking Checkbook© A fully functional financial account management application that is fully accessible. It is designed for individuals who find it difficult to see / write in small areas as well as those who find simple financial math difficult. Straightforward interface for easy account management. Has complete check writing features. Talking Checkbook downloads are not available on the AT Home site. For more information on receiving Talking Checkbook for home use, please contact your school's AT Home Program Administrator.

Text Cloner Pro® Scanning applications with full OCR (Optical Character Recognition). Great companions to sight-impaired users who already have screen reader software. This revolutionary one-touch scanning works with virtually any scanner. Place a book or other document on a scanner and with a press of a button, the text appears on your computer screen. Now includes our new EXACT MATCH technology for even greater scanning accuracy.